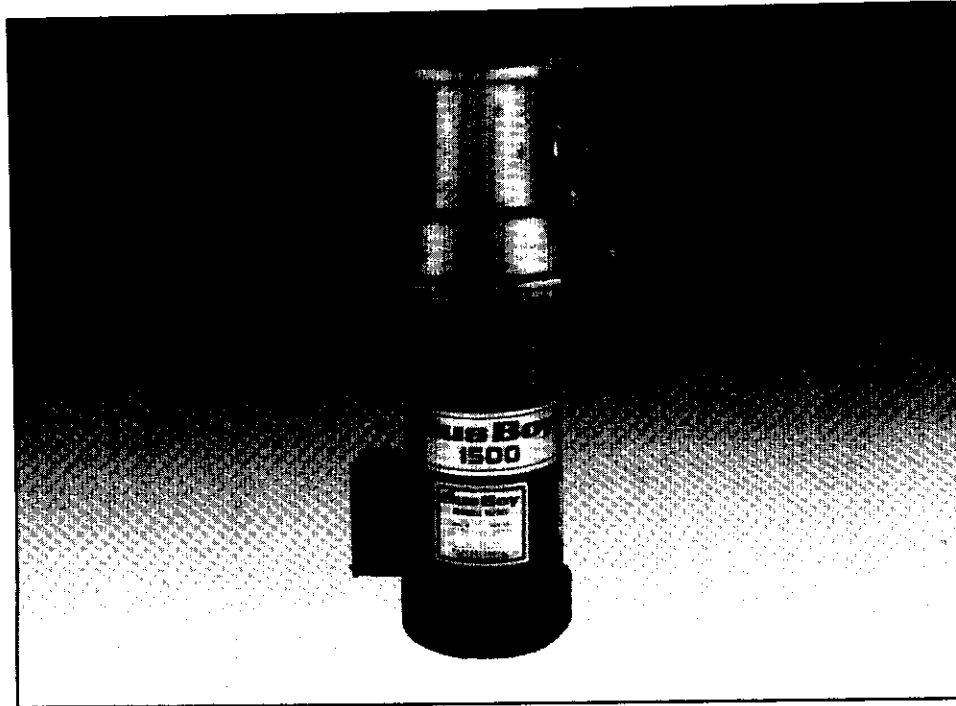


# BusBoy by

**NEMCO**  
FOOD EQUIPMENT

Commercial Food Waste  
Disposer Systems

## Replacement Disposer Guide



### **2 Steps To Follow When Replacing Disposer**

1. Select Type Of Cone Currently In Place.
2. Select Adapter From Sizing Chart.

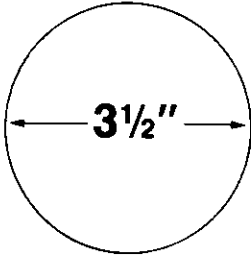
If Selecting Type Of Cone Is Difficult - Consult  
The Factory.

If Total Height Is A Problem, A 2" Cut Down  
Hopper Is Available - Consult The Factory.

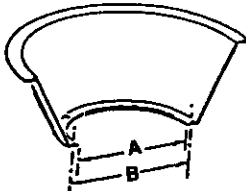
NEMCO FOOD EQUIPMENT  
301 Meuse Argonne • Hicksville, OH 43526 USA  
Phone (419) 542-7751 • Fax (419) 542-6690  
Toll Free (800) 782-6761  
[www.nemcofoodequip.com](http://www.nemcofoodequip.com)

# Cone Types Available

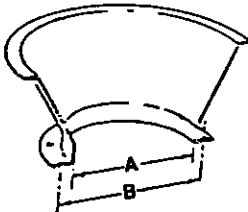
## Sink Drain



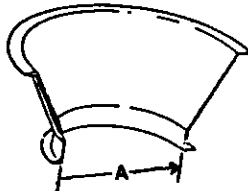
Type 0



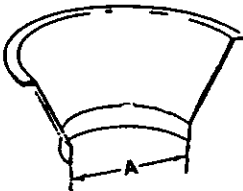
Type 1




Type 2



Type 3



Type 4



Type 5

## ADAPTER SIZING CHART

TYPE	DIMENSION		NORMALLY USED ON	BB MODELS	ADDITIONAL HEIGHT	ADAPTER KIT	SPECIAL INSTRUCTIONS
	A	B					
0	--	--	All	B300 - B7500	3"	B10407	None
1	4 1/2"	5 1/2"	Hobart, Salvajor, Bus Boy	B300 - B7500	3/4"	B10606	None
2	4 1/2"	5 1/2"	Waste King, Red Goat, National, In-Sink-Erator, Big Genie, Salvajor	B300 - B7500	3/4"	B10601	None
2	6"	6 3/4"	Atomic	B300 - B7500	3/4"	B10598	None
3	4 1/2"	--	In-Sink-Erator, Toledo Waste King	B300 - B7500	3/4"	B10601	None
3	6"	--	Waste King, Bus Boy	B300 - B7500	None	None	None
3	7"	--	National, Big Genie, Toledo, Hobart	B300 - B7500	3/4"	B10602	Support Legs Required
3	5 1/2"	--	FMC	B300 - B7500	3/4"	B10611	None
3	6 5/8"	--	In-Sink-Erator	B300 - B7500	1 1/2"	B14250	Support Legs Required
4	4 1/2"	--	Red Goat, Salvajor	B300 - B7500	3 1/2"	B10617	Support Legs Required
4	6"	--	Waste King, General Electric	B300 - B7500	2 1/2"	B10562	Support Legs Required
4	6 1/2"	--	Salvajor	B300 - B7500	2 1/2"	B10608	Support Legs Required
4	7"	--	Red Goat	B300 - B7500	2 1/2"	B10608	Support Legs Required
5	5 31/32"	--	Hobart	B300 - B3000	1"	B10560	Support Legs Required
5	5 31/32"	--	Hobart	B4000 - B7500	2 1/2"	B10562	Support Legs Required

## PRODUCT SIZING GUIDE

MEALS SERVED	SOILED DISH TABLE	VEGETABLE PREPARATION	POT SINK	MEAT PREPARATION	SALAD PREPARATION
UP TO 200	1500	--	--	--	750 If Required
200 TO 300	2000	750	1000	1500	750 If Required
300 TO 500	3000	1000	1500	2000	750
500 TO 1000	4000	2000	1500	3000	1000
1000 TO 2000	5000	3000	2000	4000	1500
2000 TO 4000	7500	4000	2000	4000	2000
4000 TO 6000	7500	5000	4000	5000	3000

The above chart is based on a mix of average waste. Recommendations, without knowledge of waste type and volume, can only be general. It is advisable to utilize an expert when selecting size, assembly and controls for your disposer.

# COMPETITIVE REFERENCE CHART

THE FOLLOWING IS A UNIT BY UNIT COMPARISON OF ALL MAJOR COMPETITORS TO BUS BOY. IT WILL PROVIDE YOU WITH AN EASY REFERENCE TO REPLACE OUR COMPETITION WITH BUS BOY COMMERCIAL DISPOSERS.

## DISPOSER MODELS

HORSEPOWER	BUS BOY	I.S.E.	HOBART	WASTE			
				KING	SALVAJOR	RED GOAT	MASTER
1/2	250	SS50-5	FD50E	WK50	N/A	N/A	N/A
1/2	300	SS50	FD50	WK50	N/A	N/A	N/A
3/4	750	SS75	FD75	WK75	N/A	H34	D34
1	1000	SS100	N/A	WK100	100	H15	D1
1-1/2	1500	SS150	FD150	WK150	N/A	A112	C12
2	2000	SS200	FD200	WK200	200	A2P	C2
3 8" ROTOR	3000	SS300	FD300	WK300	300	A3P	C3
3 10 7/8" ROTOR	4000	N/A	N/A	N/A	N/A	B3P	B3
5	5000	SS500	FD500	WK500	500	B5P	B5
7-1/2"	7500	SS750	N/A	N/A	750	B712P	A7

## DISPOSER ASSEMBLIES

BUS BOY	I.S.E.	HOBART	WASTE			
			KING	SALVAJOR	RED GOAT	MASTER
BB250	5	E	2542	SA(3 1/2")	3 1/2" OPENING	SK3
BB350	15B	A (15")	APM	303 (15")	RC15	BC15
BB450	18B	B	APL	303 (18")	RC18	BC18
BB325	6 or 7	D	2536	SA (6")	RSA	SK6
BB350 WITH CONE COVER	15A	A(15") W/COVER	DTM	404 (15")	RC15 W/COVER	BC15 W/COVER
BB450 WITH COVER	18A	A (18") W/COVER	DTL	404 (18")	RC18 W/COVER	BC18 W/COVER

## CONTROL PANELS

BUS BOY	I.S.E.	HOBART	WASTE			
			KING	SALVAJOR	RED GOAT	MASTER
MANUAL CONTRACTOR	MANUAL CONT.	GROUP 1	2404	MANUAL CONT.	MANUAL CONT.	MANUAL CONT.
BRS	CC101	GROUP 3	N/A	WICPAR	CCSARN12	CCR
MBR	CC202	GROUP 2	N/A	WICPAR	ARMCB	CR

**BusBoy by**



NEMCO FOOD EQUIPMENT  
301 Meuse Argonne  
Hicksville, OH 43526 USA